




Cal**SC**HLS

# The California School Climate, Health, and Learning Surveys

Creating safe and supportive environments  
for student success with the largest and  
most comprehensive statewide survey  
system in the nation.

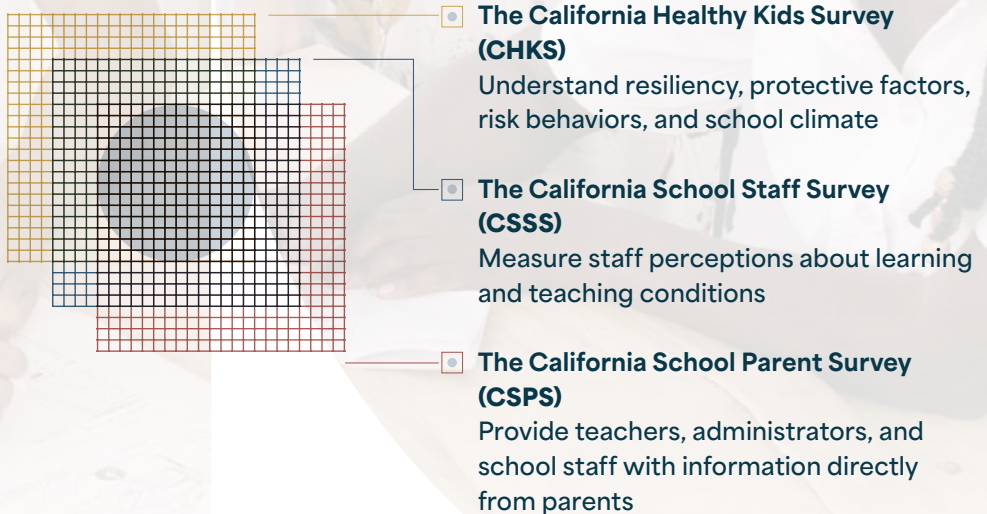
- » Alignment with district and state priorities
- » Quick turnaround of survey results
- » Data dashboards to examine trends and disparities
- » Rigorous validation of data quality
- » Full-service technical assistance
- » Flexibility and customization
- » Affordability



# What is CalSCHLS?

CalSCHLS is a survey system offered by the California Department of Education (CDE) to provide quality local data to districts, schools, and communities on school climate and safety; learning supports and barriers; and youth development, health, and wellness.

Designed as a flexible system that delivers data mapped to individual needs, CalSCHLS can be customized to explore local concerns and interests.



*All surveys are developed by the California Department of Education (CDE) and WestEd.*

# What Does CalSCHLS Measure?

The CDE surveys assess perceptions of students, staff, and parents/guardians about school climate, student well-being, and the learning environment in California public schools.

## What Sets Us Apart?

Since 1997, the California Department of Education (CDE) has provided access to CDE survey data to districts across the state.

### A Unique Data System


- **Routine and rigorous data validation** for reliability and accuracy
- **Up to two decades of historical data** so users can compare progress with various benchmarks, set targeted goals, and monitor trends over time
- **Choice of data delivery format and levels**, including local, county, and state

### Tools and Resources to Help Identify Areas for Improvement

- Anonymous and customizable surveys to obtain critical data on sensitive topics, such as suicide ideation or alcohol, tobacco, and other drug use
- Public and private dashboards with the capability of respondent disaggregation to support users in identifying and supporting students in need
- Knowledgeable technical advisors providing tailored supports to participating school districts and counties

“

*One priority of CalSCHLS is assessing the caring relationships between and among staff and students, a well-recognized factor in fostering effective, healthy, and sustainable learning. The survey results help districts design inclusive systems and spaces that promote connection for all students, staff, teachers, and parents.*



# How Can CalSCHLS Support Districts and Counties?

CalSCHLS data inform the efforts to build safe and supportive learning environments through reliable data collection and analysis.

In helping uncover comprehensive, customizable, high-quality data on a variety of indicators critical to positive student outcomes, the CalSCHLS surveys enable education leaders to tailor school improvements to the needs of their communities and channel resources where they matter most.

The Technical Advisory Team provides one-on-one support for administering, interpreting, and acting upon survey data. The team consists of one representative assigned to each of three California regions (North Central California, Southern California, and North Coast/Bay Area) plus a CalSCHLS Statewide Coordinator.

Supports include:

- **Data Collection:** survey registration, customization, and administration
- **Data Analysis:** ordering and reviewing reports
- **Data Application:** leveraging data insights into action

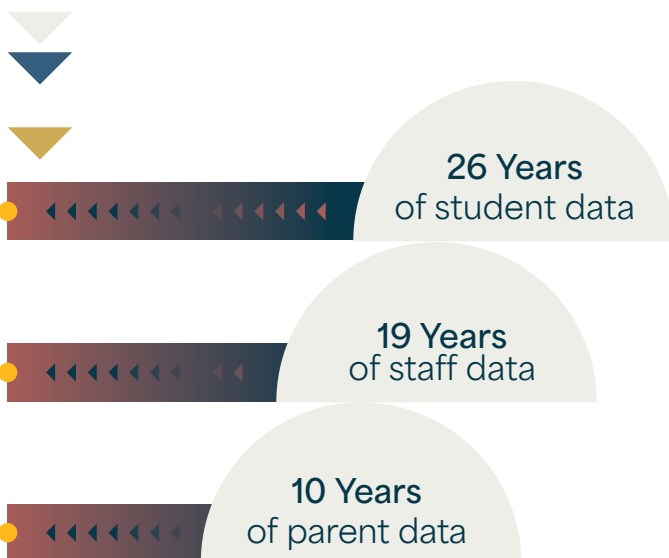
CalSCHLS surveys also support reporting and monitoring compliance with accountability and/or grant requirements, such as

- *Local Control Accountability Plans—Priority 6 (School Climate)*
- *Tobacco-Use Prevention Education (TUPE) program grants*
- *Drug-Free Communities (DFC) grants*
- *Comprehensive School Safety Plan (CSSP) and School Plan for Student Achievement (SPSA) state requirements*
- *Suicide prevention, intervention, and post-intervention policy requirements*
- *Anti-bullying policy requirements*

# What is CalSCHLS' Reach?

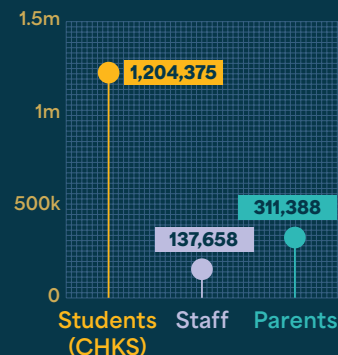
With almost 700 active California school districts using the surveys, the team is quickly building a robust picture of the California school landscape to better support the community and government partners in creating critical initiatives tailored to the needs of California students.

Additionally, the CalSCHLS staff and student surveys have been widely used in research studies both nationally and internationally to guide the work of education, prevention, and health projects in school, after-school, and community settings.

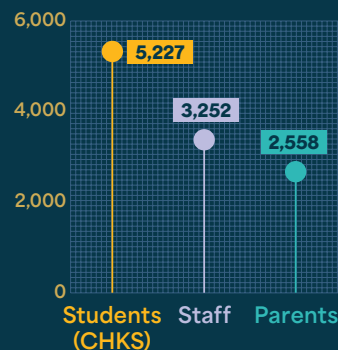


## Summary of Survey Administration 2020/21-2021/22

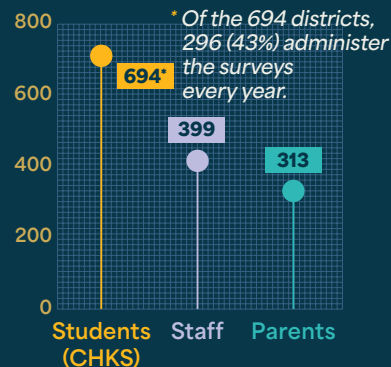
### Respondents



### Schools



### Districts



Note. Survey counts are based on data received by 7/31/2022.

# How Can CalSCHLS Support After Data Collection Ends?

## Data Reports

- Standard district, staff, parent, and student reports
- School- and district-level School Climate Report Cards and Mental Health Reports

## Data Dashboards

- Free access to the CalSCHLS Public Data Dashboard displaying recent state, county, and district CHKS results, trends over time, and disparities in survey outcomes by groups
- Paid access to a 2-year subscription to a private, password-protected district dashboard displaying up to nine years of data at the district and individual school levels

## Data Workshops

- Access to hands-on trainings, coaching, and customized workshops to identify steps for programmatic improvements in the school community
- Opportunities to leverage workshop insights to support data dissemination and use

## Contact Information

Visit [calschls.org](https://calschls.org),  
email [calschls@WestEd.org](mailto:calschls@WestEd.org),  
or call 562.799.5164 for  
more information.

*Photos by Allison Shelley for EDUimages*

*The CalSCHLS system was created by the California Department of Education (CDE) in 1997 to provide school districts and their partner communities with efficient, cost-effective, and quality local data that can be used to improve student academic performance and the social-emotional, behavioral, and physical health of all youth. The majority of districts in California now use CalSCHLS data as Local Control and Accountability Plan (LCAP) indicators.*

# CalSCHLS

[calschls.org](http://calschls.org)



WestEd   
WestEd.org