



California Department of
EDUCATION

CalSCHLS.ORG

California School Climate, Health, and Learning Survey System

Administration Workshop 2019-2020

Today's Topics

- What is **CaSCHLS** data?
- How do we collect **CaSCHLS** data?
- How do we use **CaSCHLS** data?
- 90 Second Survey

What is CalSCHLS data?

- **The California School Climate, Health, and Learning Survey System**
 - **The California Healthy Kids Survey (CHKS)**
 - **The California School Staff Survey (CSSS)**
 - **The California School Parent Survey (CSPS)**
- **Survey Content**
- **Survey length and completion time**
- **Survey changes from 2018 to 2020**

Survey Content

Topic	Measure	CHKS Core	CHKS School Climate	Staff	Parent
School Climate	School connectedness (student)	●			
	Student-staff caring relationships	●		●	●
	High expectations	●		●	
	Opportunities for meaningful participation	●		●	
	Perceived school safety	●		●	●
	Harassment and bullying	●		●	●
	Physical violence	●		●	●
	Discipline and order		●	●	●
	Respect for diversity		●	●	●
	Support for learning		●	●	●
	School responses to bullying		●	●	
	Student peer relationships		●	●	
	Staff collegiality and relational supports			●	
	College and career readiness			●	
Pupil Engagement	Academic motivation & mindset	●	●	●	●
	Frequency of truancy	●		●	
	School absenteeism and reasons	●			
Parent Involvement	Efforts to involve parents in school	●		●	●
	School communication with parents				●
	Parent participation in school activities				●
Facilities	Quality of physical environment	●	●	●	●
	Classroom crowding		●		

Survey Length and Completion Time

Module	Number of Minutes		Number of Survey Items	Sample
	Average Time	Maximum Time ^A		
Elementary CHKS (Grade 5)				
Core	15	31	73	75,418
Secondary CHKS				
<i>Middle School (Grade 7)</i>				
Core	15	29	117	71,876
Mini-Core	11	19	72	1,229
School Climate	7	11	55	11,122
Alcohol & Other Drugs (AOD)	4	5	24	6,999
Social Emotional Health (SEHM)	5	6	56	5,051
<i>High School (Grades 9/11)</i>				
Core	13	24	128	79,976
Mini-Core	8	15	73	2,076
School Climate	5	8	55	27,211
Alcohol & Other Drugs (AOD)	5	7	30	10,271
Social Emotional Health (SEHM)	3	3	56	4,022
Staff CSSS				
Core	11	39	113	34,662
Learning Supports	3	11	26	17,586
Parent CSPS				
Core				
English version	7	19	64	65,982
Spanish version	12	31	64	5,560

Survey Changes

2019-2020

CHKS Core

Additions

- exposure to second-hand smoke or vapor at school (Secondary)
- vape quitting attempts (Secondary)
- knowledge of school policies banning tobacco use and vaping (Secondary)

Removals

- Dropped Migrant Education item (Secondary)
- Replaced one substance use question with two substance use questions so that opioid use and tranquilizer use can be tracked separately (High School)

Survey Changes

2019-2020

CHKS Core

Modifications

- Moved gender identity, sexual orientation, and students' military-connected status items to the demographic portion of the survey (Secondary)
- Added a description of Vape Products to the survey and simplified all questions asking about electronic cigarettes to just ask about “vaping” (Secondary)
- Simplified question asking about electronic cigarettes to just ask about “vaping” (Elementary)
- Modified question about harassment due to gay/lesbian status to also include bisexual status (Secondary)

Survey Changes

2018-2019

CHKS Core

Additions

- Sleep duration question (Elementary and Secondary)
- Mental health question (Elementary)
- Suicide ideation (Middle School)
- Mental health question (Elementary)
- Suicide ideation (Middle School)
- School facilities upkeep question (Elementary)

Modifications

- Added "Juul" as an example on the e-cigarette use items (Secondary)
- Changed wording on two e-cigarette questions about perceived harm from use (Secondary)

Survey Changes

2019-2020

CSSS

Additions

- staff awareness of school policies banning tobacco use and vaping on school property
- how much of a problem student vaping is at school
- how consistently the school enforces policies banning tobacco use/vaping on school property (only for staff with responsibilities for services related to health, prevention, discipline, counseling, and/or safety)

Removals

- Dropped “Adults work hard to ensure a safe and supportive learning environment” because psychometric analyses indicated that this item does not contribute to any of the scales

Modifications

- Modified item about tobacco use prevention instruction to also include vaping prevention instruction

Survey Changes

2019-2020

CSPS


Removals

- Dropped item asking about how the parent is related to the child (biological, step, etc.)

Modifications

- Added text to make it more clear that items pertain to respondents' oldest child in the school
- Modified item 1 to identify foster parents
- Added Pre-/Transitional Kindergarten as an option to students' grade

Can we trust the data?



How do we collect CalSCHLS data?

➤ Registration

- Task 1: Email your CalSCHLS Technical Advisor
- Task 2: Complete the Memorandum of Understanding
- Task 3: Obtain Parental Consent
- Task 4: Complete the Registration Document

➤ Coordination

- Task 5: Download Instructions and Assurance of Confidentiality Forms
- Task 6: Train Site Administrators and/or Coordinators
- Task 7: Follow Up with Site Coordinators

➤ Administration

- Task 8: Facilitate And Monitor Survey Completion
- Task 9: Return Completed Survey Instruments
- Task 10: Review Survey Results With Stakeholders

CalSCHLS

Registration

<https://wested.box.com/v/FormsForClientDownload>

Task 1: Email your CalSCHLS Technical Advisor

Region 1: Crystal Britten cbritten@duerrevaluation.com

Region 2: Ben Trigg btrigg@wested.org

Region 3: Amanda Badorek abadorek@wested.org

Unsure: calschls@wested.org

Task 2: Complete the Memorandum of Understanding

- **Does not require Superintendent signature unless**
 - Your district or board requires it
- **Does not obligate you to conduct survey**
 - Allows you to start the planning process
- **Does not obligate you to pay costs**
 - Unless you order and receive services/products
 - If your COE (or other) is covering costs

Task 3: Obtain Parental Consent

➤ Download the Modifiable Parental Consent Forms

<https://calschls.org/survey-administration/parental-consent/>

- **Passive consent (7-12)**

- Students take survey unless they return opt-out note
- No note = yes consent

- **Active consent (3-6)**

- Students must return a signed opt-in permission form
- No form = no consent

➤ Include in Registration/Enrollment Packets

➤ Post Survey on websites and/or in offices

Task 4: Complete the Registration Document

Registration Tab: Page 1

CalSCHLS Registration Form

Email questions to calschls@wested.org

1. **Registration** tab: Please provide the information requested below in the blue boxes.

2. **Enrollment** tab: Provide enrollment by school and grade. Indicate school reports and/or School Climate Report Cards to be ordered by site.

District Name:		District CDS Code (14 digits):					
Contact First Name:		Email:					
Contact Last Name:		Phone:					
Mailing Address:		City:	Zip:				
County:		LEA type:					
Which surveys will you be administering?	Yes/No	Start date:	Comments?:				
CHKS (Student)							
CSSS (Staff)							
CSPS (Parent)*							
Ordering Password Protected Data Dashboard	Yes/No		Ordering Raw Data	Elementary	Secondary	Staff	Parent

* If you plan to add paper parent surveys to your administration, please contact Ben Trigg for instructions and availability of languages other than English and Spanish at (562) 799-5164.

Continued on Page 2

Registration Tab: Page 2

Students (CHKS) Surveys Administered:

Core survey modules (automatically included in administration cost)	Elementary	Secondary

Staff (CSSS) Survey:

Additional Staff Survey Modules (\$100)	Military	Special Education Supports

Parent (CSPS) Survey:

Additional Parent Survey Modules (\$100)	Military

Student Supplemental Modules Administered:

Secondary Supplemental modules (\$100 each): Indicate which modules will be administered in addition to the core by typing in "Yes." Leave others blank.	School Climate	Social Emotional Health (SEHM)	Alcohol & Other Drugs (AOD)	Building Healthy Communities (BHC)	Cal-Well	Closing the Achievement Gap (CTAG)	District Afterschool (DASM)	DFC (to be administered with AOD)
	Gang Risk Assessment (GRAM)	Gender Identity & Sexual Orientation- Based Harassment	Military	Physical Health & Nutrition	Resilience & Youth Development (RYDM)	Safety & Violence	Sexual Behavior	Tobacco

**Elementary
Supplemental modules
(\$100 each):** Indicate
which module (choose
one only) will be
administered.

Cal-Well	District Afterschool (DASM)	Gang Risk Assessment (GRAM)	Health	Military	Social Emotional Health (SEHM)

If you plan to administer a **custom module** that is not listed
above, please indicate "yes" for elementary and/or secondary.
Please refer to fee schedule for cost.

Elementary		Secondary	

Enrollment Tab: Part 1

CDCCode	County	District	Schools	Online_or_Paper	Grade3	Grade4	Grade5	Grade6	Grade7	Grade8	Grade9	Grade10	Grade11	Grade12	NT_Grade_7to12
19642121995596	Los Angeles	ABC Unified	ABC Secondary (Alternative)	Online											83
19642126010862	Los Angeles	ABC Unified	Aloha Elementary	Online											
19642121930361	Los Angeles	ABC Unified	Artesia High	Online											
19642126071369	Los Angeles	ABC Unified	Bragg Elementary	Online			72								
19642126010953	Los Angeles	ABC Unified	Burbank (Luther) Elementary	Online											
19642126066708	Los Angeles	ABC Unified	Carmenita Middle	Online					144						
19642126010904	Los Angeles	ABC Unified	Carver (Charles J.) Elementary	Online											
19642126068274	Los Angeles	ABC Unified	Cerritos Elementary	Online											
19642121930056	Los Angeles	ABC Unified	Cerrito High	Online							288		266		
19642126010987	Los Angeles	ABC Unified	Elliott (William F) Elementary	Online											
19642126061238	Los Angeles	ABC Unified	Fedde (Pharis F.) Middle	Online											
19642126010979	Los Angeles	ABC Unified	Ferguson (Venn W.) Elementary	Online											
19642121933159	Los Angeles	ABC Unified	Gahr (Richard) High	Online											
19642126085617	Los Angeles	ABC Unified	Gonsalves (Joe A.) Elementary	Online											
19642126061220	Los Angeles	ABC Unified	Haskell (Pliny Fisk) Middle	Online											

Enrollment Tab: Part 2

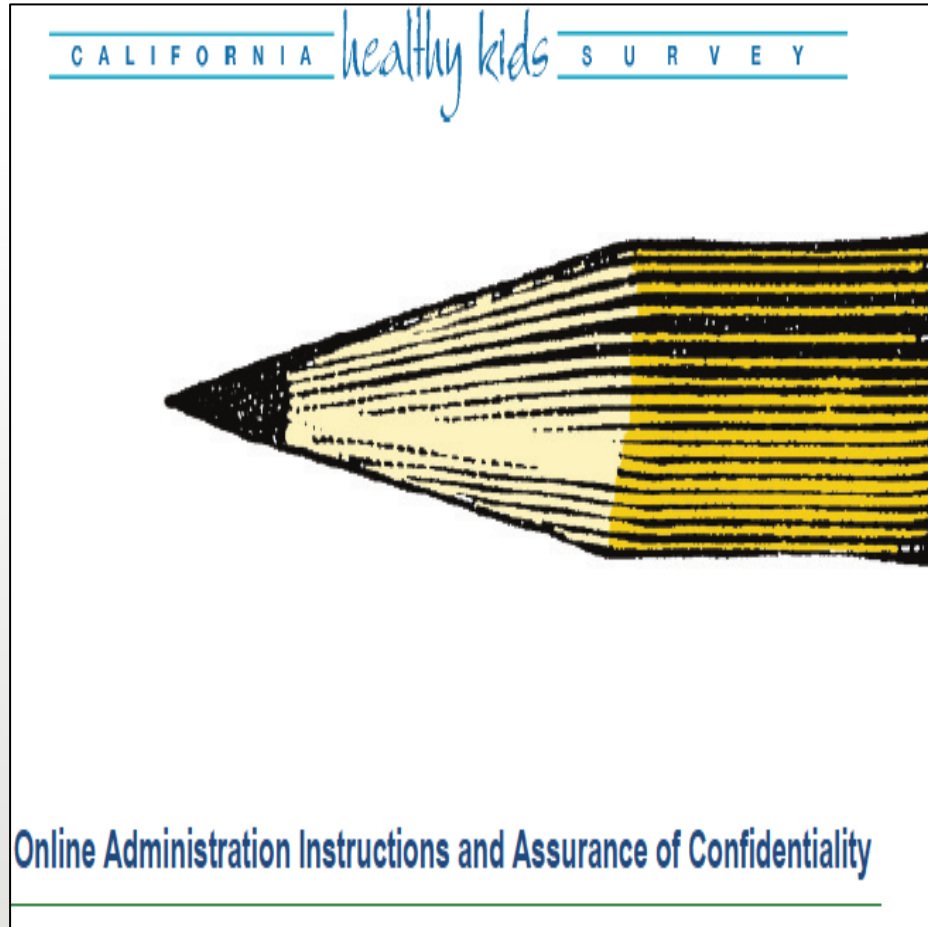
CDSCode	County	District	Schools	Online_or_Paper	Grade3	Grade4	Grade5	Grade6	Grade7	Grade8	Grade9	Grade10	Grade11	Grade12	NT_Grade_7to12	PDF_Student_School_Report	PDF_Staff_School_Report	PDF_Parent_School_Report	School_Climate_Report_Card
19642121995596	Los Angeles	ABC Unified	ABC Secondary (Alternative)	Online											83	1	1	1	1
19642126010862	Los Angeles	ABC Unified	Aloha Elementary	Online												1	1	1	1
19642121930361	Los Angeles	ABC Unified	Artesia High	Online												1	1	1	1
19642126071369	Los Angeles	ABC Unified	Bragg Elementary	Online			72									1	1	1	1
19642126010953	Los Angeles	ABC Unified	Burbank (Luther) Elementary	Online															
19642126066708	Los Angeles	ABC Unified	Carmenita Middle	Online				144											
19642126010904	Los Angeles	ABC Unified	Carver (Charles J.) Elementary	Online															
19642126068274	Los Angeles	ABC Unified	Cerritos Elementary	Online															
19642121930056	Los Angeles	ABC Unified	Cerritos High	Online						288		266							
19642126010987	Los Angeles	ABC Unified	Elliott (William F) Elementary	Online															
19642126061238	Los Angeles	ABC Unified	Fedde (Pharis F.) Middle	Online															
19642126010979	Los Angeles	ABC Unified	Ferguson (Venn W.) Elementary	Online															
19642121933159	Los Angeles	ABC Unified	Gahr (Richard) High	Online															
19642126085617	Los Angeles	ABC Unified	Gonsalves (Joe A.) Elementary	Online															
19642126061220	Los Angeles	ABC Unified	Haskell (Pliny Fisk) Middle	Online															

CalSCHLS

Coordination

<https://calschls.org/survey-administration/instructions/>

Task 5: Download Instructions & Assurance of Confidentiality



Administration Instructions

- Administrator/Coordinator Support
- Selecting Classrooms
- Notifying Teachers
- Monitoring Parental Consent
- Collecting Assurance of Confidentiality
- Training Classroom Teachers/Proctors

<https://wested.box.com/v/FormsForClientDownload>

Task 6: Train Site Administrators and/or Coordinators

➤ Encourage Survey Participation

- https://calschls.org/survey-administration/preparation/#step_10

➤ Distribute Administration Instructions

- Review tracking parental consent
- Review materials to distribute
- Review assurance of confidentiality
- Review survey logistics

➤ Provide site coordinators with all necessary information

Encourage Survey Participation

- **Build enthusiasm for the survey**
 - Letter of support from board, superintendent, principal
 - Share importance for well-being, climate, and requirements
- **Boost awareness, support, and participation**
 - Newsletters, meetings, phone voice/text messages
 - Frequent reminders
- **Encourage staff survey completion**
 - Raffles, thank you, share the data
- **Encourage parent participation**
 - Free entrance to school events, thank you, share the data

Tracking Parental Consent

Active

- At class level
- Provide class roster
- Attach returned permission slips to roster
- Mark roster Yes or No
- Only students marked Yes should participate
- Provide non-participating students alternative activity

Passive

- At school level/central office
- Collect written parental refusal
- Notify administering teachers who should not participate
- Provide non-participating students alternative activity

Materials to Distribute

District Coordinators will receive:

- Email with all schools and unique URLs
 - Check URLs
- Letter for each school with unique URL
 - Send letter to Site Coordinators
- For Paper Administration
 - Scantrons
 - Transmittal Envelopes

CALIFORNIA *healthy kids* **SURVEY**

California Healthy Kids Survey, 2018-2019
Rocklin Academy at Meyers Street

Your school needs the students to complete this online survey to help improve school culture and climate. This letter explains the survey and, at the bottom of the page, provides the login, password and access instructions. If you have any questions about this survey, contact *add your contact information here*.

You will have access to this online survey beginning ___/___/___.

The purpose of this survey is to obtain information from the students about their knowledge, attitudes and behavior about things that affect learning. It deals with such issues as truancy, safety, harassment, substance use, school connectedness, and learning supports.

Student participation is voluntary. It is also very important. The information provided will help guide district and school efforts to promote safety, enhance learning supports, improve student achievement, and reduce health risks that stand as barriers to learning.

- **This is an anonymous survey.** It is designed so that no one can be identified from the data. Students do not have to respond to any questions that they feel could be used to identify them. Instruct them to simply skip any such questions.
- **All questions apply to this school only.**
- **The results are for the use of the district.** CDE and WestEd will preserve data confidentiality and refer any data requests to the district.

INSTRUCTIONS FOR ACCESSING THE SURVEY

Access the survey using the following URL:

surveys.wested.org/chks/ XXXXXXXXXX

Assurance of Confidentiality

District/Site Coordinators

- **Distribute Assurance of Confidentiality**
- **Collect signed forms**
- **Keep signed forms according to district/school policy**

Assurance of Confidentiality of Survey Data

The California Department of Education is firmly committed to maintaining the confidentiality of individual respondents' data obtained through surveys.

PROCEDURES FOR MAINTAINING CONFIDENTIALITY

1. All survey administrators shall sign this Assurance of Confidentiality.
2. All survey administrators shall keep completely confidential the names of respondents, all information or opinions collected, and any information about respondents learned incidentally. Survey administrators shall exercise reasonable caution to prevent access by others to survey data in their possession.

PLEDGE OF CONFIDENTIALITY

I hereby certify that I have carefully read and will cooperate fully with the above procedures on confidentiality. I will keep completely confidential all information arising from surveys concerning individual respondents to which I gain access. I will not discuss, disclose, disseminate, or provide access to survey data and identifiers. I will devote my best efforts to ensure that there is compliance with the required procedures by personnel whom I supervise. I give my personal pledge that I shall abide by this Assurance of Confidentiality.

My signature below indicates I have read and agree to the Pledge of Confidentiality.

SURVEY ADMINISTRATOR NAME (PRINT): _____

SIGNATURE: _____

DATE: _____

Survey Logistics

- **Administration schedule**
 - Day and time of the survey
 - Classes to be surveyed
- **Procedures for administration**
 - How to present survey to students
 - Importance of reading the Introductory Script
- **Room setup and privacy**
- **Arrangements for students not taking the survey**
- **Arrangements for students who need support**

Task 7: Follow Up with Site Coordinators

➤ Three weeks prior confirm:

- Survey Logistics

➤ Three days prior confirm:

- 70% student participation rate or whether to postpone
- Assurances of Confidentiality signed and collected
- Materials distributed

CalSCHLS

Administration

<https://calschls.org/survey-administration/instructions/>

Task 8: Facilitate And Monitor Survey Completion

District Coordinator

Surveys Sign in

Sign In

Email

Password

Remember me

[Forgot your password?](#)

©Copyright 2013–2016 WestEd All Rights Reserved.

District Coordinator

Survey(s):

CHKS High School Survey 2018-2019

School(s):

Select School(s)

Search

Clear Results

Survey Results for Ceres Unified

Survey result counts are delayed by up to two days

CHKS High School Survey 2018-2019

1795 completed

District: Ceres Unified

School	Survey	Grade Level	Response Rate
Argus High (Continuation)			
	CHKS High School Survey 2018-2019	high	110 completed
Central Valley High			
	CHKS High School Survey 2018-2019	high	901 completed
Ceres High			
	CHKS High School Survey 2018-2019	high	784 completed

Displaying all 3 School survey

Site Coordinators

- ✓ **Collect** signed confidentiality assurances
- ✓ **Make sure** a teacher/counselor or health/prevention specialist is available to answer student questions and that teachers know who that person is
- ✓ **Distribute** materials:
 - Pass out the unique school URL for students
 - Pass out the unique school URL for staff
 - Distribute unique school URL and/or pass out paper parent surveys for K-12 families

Teachers/Proctors

- ✓ **Help** students log in, if necessary
- ✓ **Read** the survey script from Administration Instructions
- ✓ **Confirm** students understand survey is not a test
- ✓ **Be available** for questions
 - Do watch for confusion
 - Don't walk around the classroom
 - Do read items, if necessary
 - Don't explain what substances are



CHKS Elementary Survey with SEHM 2018-2019

Rocklin Academy

Please confirm this is your school before proceeding with the survey.

Por favor confirma que esta es tu escuela antes de continuar con la encuesta.

Take Survey



Welcome to the CalSCHLS High School Survey with SEHM 2018-2019!

Para español, elige la opción arriba del botón 'Start' (Empezar).

Please answer the following questions to the best of your ability. Press the button below to begin the survey.

This survey asks about your behavior, experiences, and attitudes related to your school, health, and well-being. It includes questions about use of alcohol, tobacco, and other drugs, and about bullying and violence.

You do not have to answer these questions, but your answers will be very helpful in improving school and health programs. **You will be able to answer** whether or not you have done or experienced any of these things.

This survey asks about things you may have done during different periods of time, such as during your **lifetime** (you ever did something), or the past **12 months**, or **30 days**. Each question provides different information. Please pay careful attention to these time periods.

[English](#) | [Español](#)

Start Survey

Task 9: Return Completed Survey Instruments

➤ For Online Surveys:

- Email CalSCHLS Technical Advisor administration is complete

➤ For Paper Surveys:

- Return all district materials at one time
 - ✓ Send to your CalSCHLS Regional Center
 - ✓ Use a trackable shipping method
 - ✓ Place student answer sheets in Transmittal Envelopes
 - ✓ Sort parent survey booklets by site and language
 - Remove site cover sheets from parent surveys

Task 10: Review Survey Results With Stakeholders

- **Share the data with stakeholders:**
 - Students, Staff, Parents, Community Members
- **Engage them in:**
 - Reviewing the results
 - Determining needs
 - Developing plans for meeting those needs
- **To ensure they:**
 - Have an active say in the school/district
 - Are invested in the next survey administration

How do we use our CalSCHLS data?

- **Disaggregated Data**
- **Password Protected Private Data Dashboard**
- **Trend Data**
- **School Comparisons**

Disaggregated Data

<https://calschls.org/reports-data/data-dashboards/>

Most Recent Trends Over Time

Follow **Steps 1-5** below to select the categories to be displayed on the charts.

Step 1:
Choose District or State
State

Step 2:
Choose Domain
School Engagement and Supports

Step 3:
Choose Measure
Caring Adult Relationships Scale

Step 4:
Choose Student Characteristic

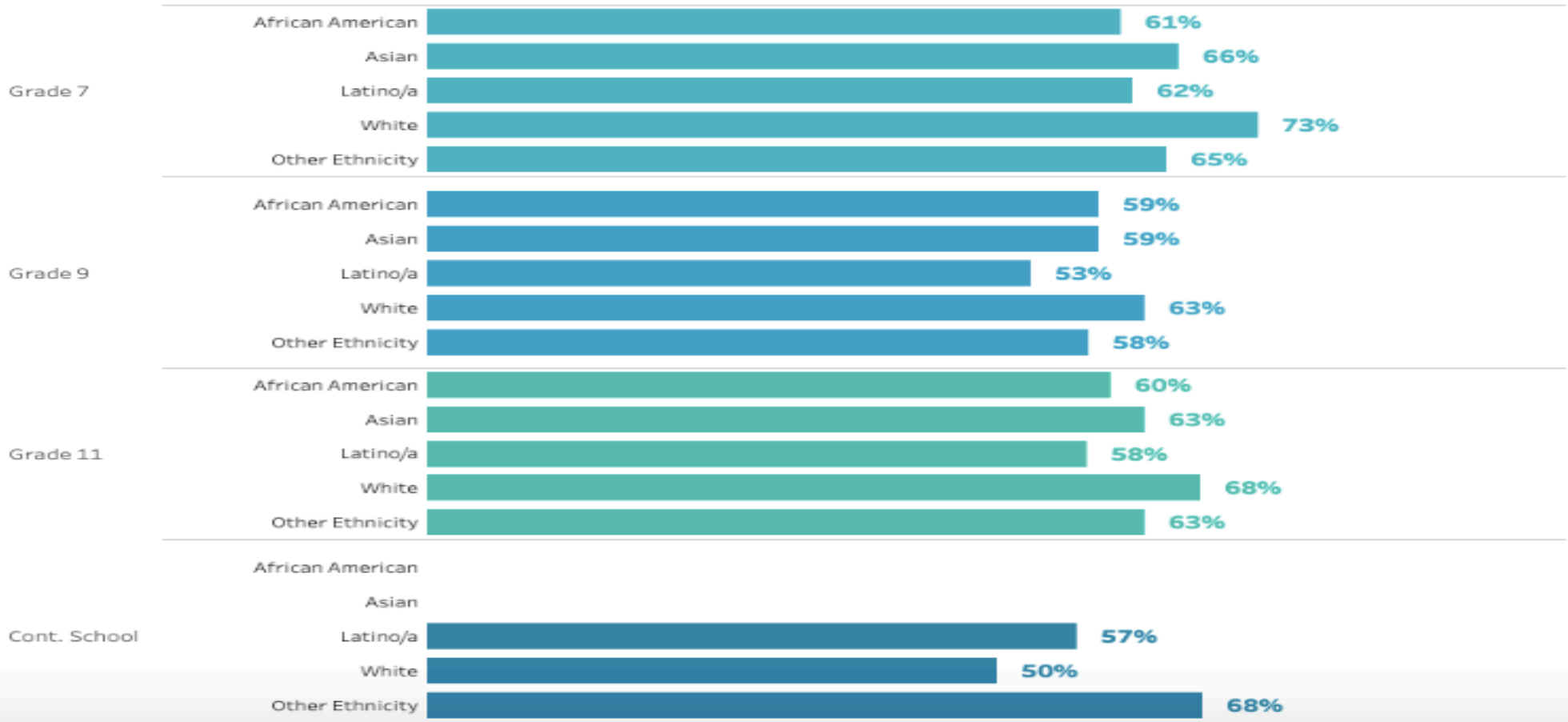
- All Students
- Afterschool Participation
- English Language Proficiency
- Free/Reduced-price Meal Eligibi...
- Gender
- Gender Identity
- Living Situation
- Migrant Education
- Parent/Guardian Military Status
- Parental Education
- Race/Ethnicity
- Sexual Orientation

Step 5:
Select the **Most Recent** view or the **Trends Over Time** view by clicking on the corresponding tab in the upper left corner of the dashboard.

State | Most Recent Data (2015-17)

Caring Adult Relationships Scale | Average percent of respondents reporting 'Very much true' or 'Pretty Much True'

Results based on: Race/Ethnicity



Password Protected Private Data Dashboard

← Undo → Redo ← Revert Refresh Pause View: Original Alerts Share Download Comments Full Screen

Most Recent Most Recent_For Print Trends Trends_For Print Most Recent: School Comparis... Table to Download

Select District, School(s), Grade(s), Measure, and Student Characteristics to be displayed on the chart. A blank chart means that there is no data available for the selected filters.

District [Redacted] **School** (All)

Grade (All) **Show or Hide State Average**
 Show State Average
 Hide State Average

Domain School Engagement and Supports

Measure

- Academic Motivation Scale
- Caring Adult Relationships Scale
- Facilities Upkeep
- High Expectations Scale
- Meaningful Participation Scale
- Parent Involvement Scale

District: [Redacted] Unified | School(s): All | 2017-18
Caring Adult Relationships Scale

Grade 7	All	All	58%
Grade 9	All	All	54%
Grade 11	All	All	57%

Unified (All)

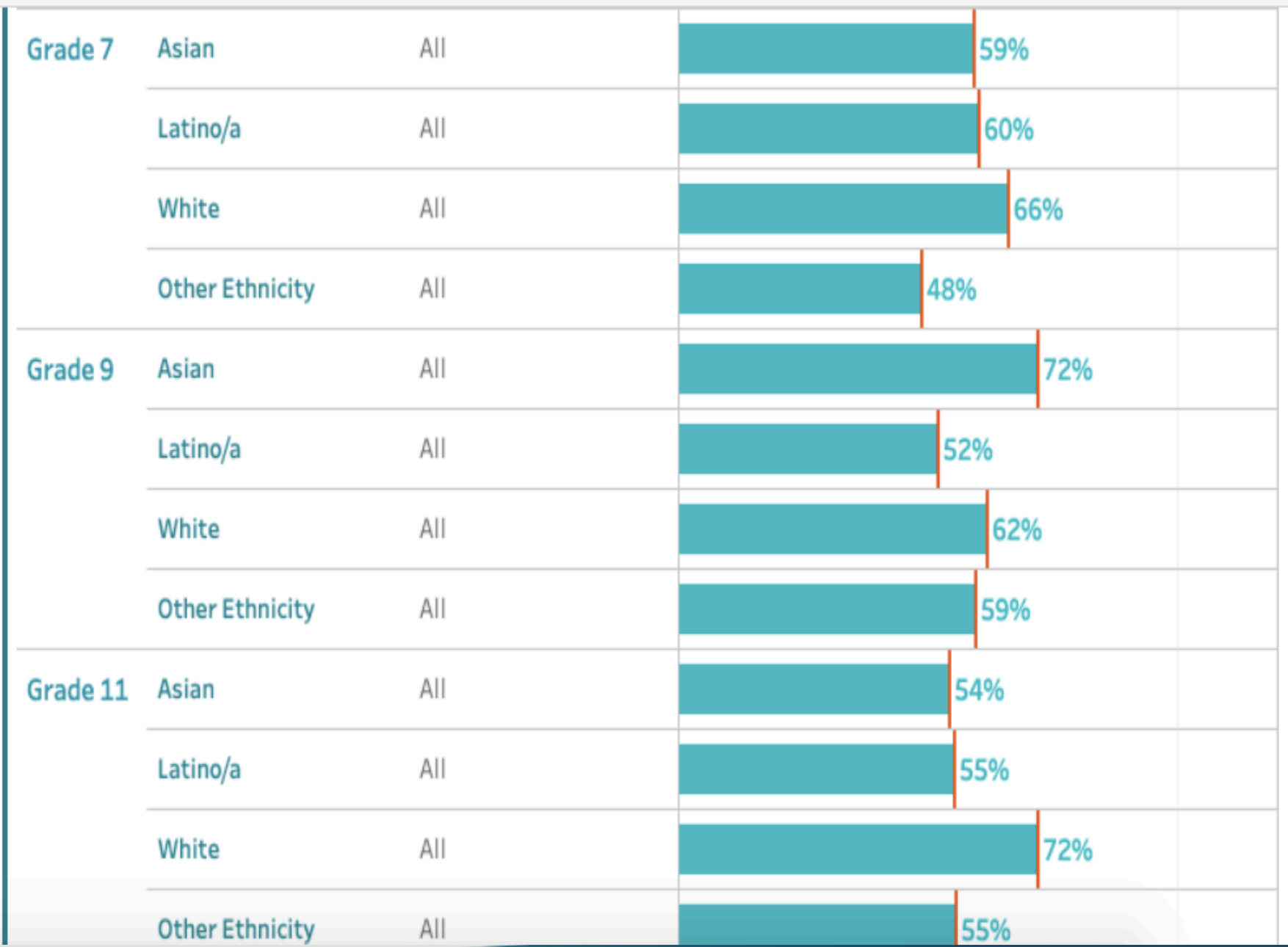
Grade (All) **Show or Hide State Average**
 Show State Average
 Hide State Average

Domain
 School Engagement and Supports

Measure
 Academic Motivation Scale
 Caring Adult Relationships Scale
 Facilities Upkeep
 High Expectations Scale
 Meaningful Participation Scale
 Parent Involvement Scale
 School Connectedness Scale
 Truancy

Demographic Group A Race/Ethnicity **Demographic Group B** All Students

Student Characteristic A (All) **Student Characteristic B** (All)



Select District, School(s), Grade Student Characteristics to be displayed. A blank chart means that there is no data for the selected filters.

District

Grade

Domain

Measure

- Academic Motivation Scale
- Caring Adult Relationships Scale
- Facilities Upkeep
- High Expectations Scale
- Meaningful Participation Scale
- Parent Involvement Scale
- School Connectedness Scale
- Truancy

Demographic Group A

Student Characteristic A

- (All)
- African American
- Asian
- Latino/a
- White
- Other Ethnicity
- Missing

██████████ Unified | School(s): ██████████ High | Grade 11 | 2017-18

Caring Adult Relationships Scale

Average percent of respondents reporting 'Very Much True' or 'Pretty Much True'

On average, **87%** (n=36) of Grade 11 respondents from ██████████ High, identified as Race/Ethnicity: White and All Students: All, reported 'Very Much True' or 'Pretty Much True' on the Caring Adult Relationships Scale in 2018.

The ██████████ Unified average for a similar sample is **72%** (n=182).

The State average for a similar sample is (n=0). The State weighted averages are computed using a biennial data-set.

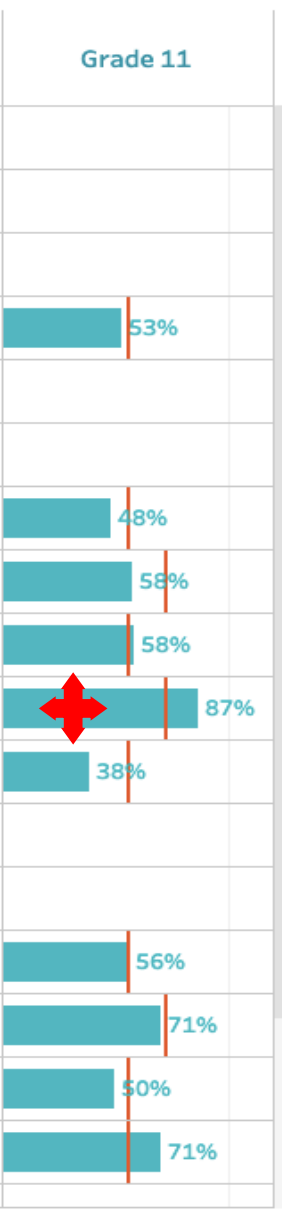
Scale items

At my school, there is a teacher or some other adult...

- who really cares about me.
- who notices when I'm not there.
- who listens to me when I have something to say.

Answer choices

Not at all true, A little true, Pretty much true, Very much true.



School	Demographic	Student Group	Percentage
██████████ High	Latino/a	All	45%
██████████ High	White	All	62%
██████████ High	Other Ethnicity	All	60%
██████████ Education Center	Latino/a	All	71%

Legend

- █ State Average (if available)
- █ District Average
- █ School Average

Select District, School(s), Grade(s), Measure, and Student Characteristics to be displayed on the chart. A blank chart means that there is no data available for the selected filters.

District
 [Dropdown: [Redacted]]

School
 [Dropdown: (All)]

Grade
 [Dropdown: (All)]

Show or Hide State Averages
 Show State Average
 Hide State Average

Domain
 [Dropdown: School Engagement and Supports]

Measure

- Academic Motivati
- Caring Adult Relat
- Facilities Upkeep
- High Expectations
- Meaningful Partici
- Parent Involvemer
- School Connectedr
- Truancy

Demographic Group A
 [Dropdown: Race/Ethnicity]

Student Characteristic

- (All)
- African American
- Asian
- Latino/a
- White
- Other Ethnicity
- Missing

Legend

- State A [Redacted]
- District [Redacted]
- School [Redacted]

District: [Redacted] Unified | 2017-18
Caring Adult Relationships Scale

School Name	Student Characteristic A	Student Characteristic B	Grade 7	Grade 9	Grade 11
[Redacted] Middle	Latino/a	No Afterschool	54%		
		1-2 days per week	32%		
		3-5 days per week	58%		
[Redacted] High	Latino/a	No Afterschool		51%	51%

[Redacted] Unified | School(s) [Redacted] High | Grade 9 | 2017-18
Caring Adult Relationships Scale
 Average percent of respondents reporting 'Very Much True' or 'Pretty Much True'

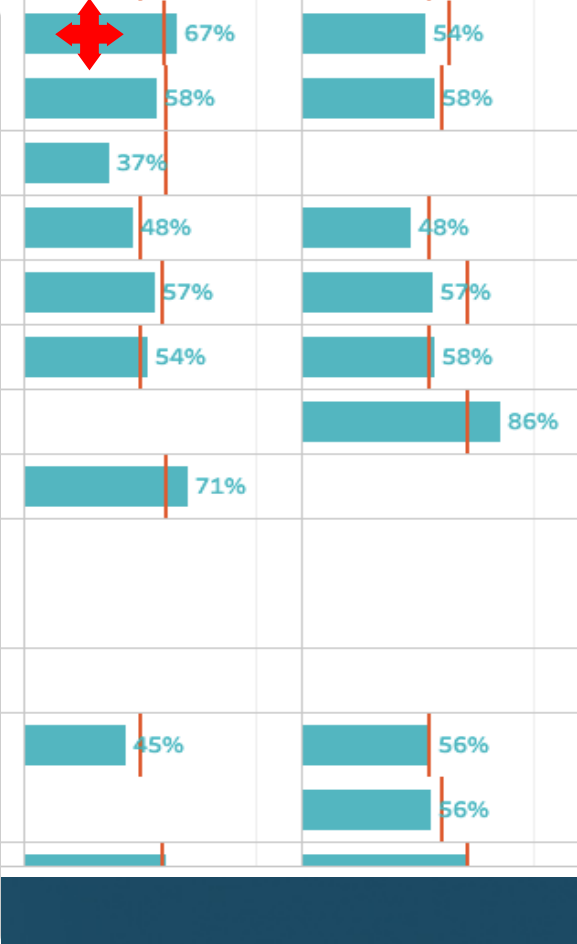
On average, **67% (n=38)** of Grade 9 respondents from [Redacted] High, identified as **Race/Ethnicity: Latino/a** and **Afterschool Participation: 1-2 days per week**, reported 'Very Much True' or 'Pretty Much True' on the Caring Adult Relationships Scale in 2018.

The [Redacted] **Unified** average for a similar sample is **60% (n=76)**.

The **State** average for a similar sample is (n=0). The State weighted averages are computed using a biennial data-set.

Scale items
 At my school, there is a teacher or some other adult...
 - who really cares about me.
 - who notices when I'm not there.
 - who listens to me when I have something to say.

Answer choices
 Not at all true, A little true, Pretty much true, Very much true.



Trend Data

Select District, School(s), Grade(s), Measure, and Student Characteristics to be displayed on the chart. A blank chart means that there is no data available for the selected filters.

District School All

Grade All Show or Hide State Averages
 Show State Average
 Hide State Average

Domain School Engagement and Supports

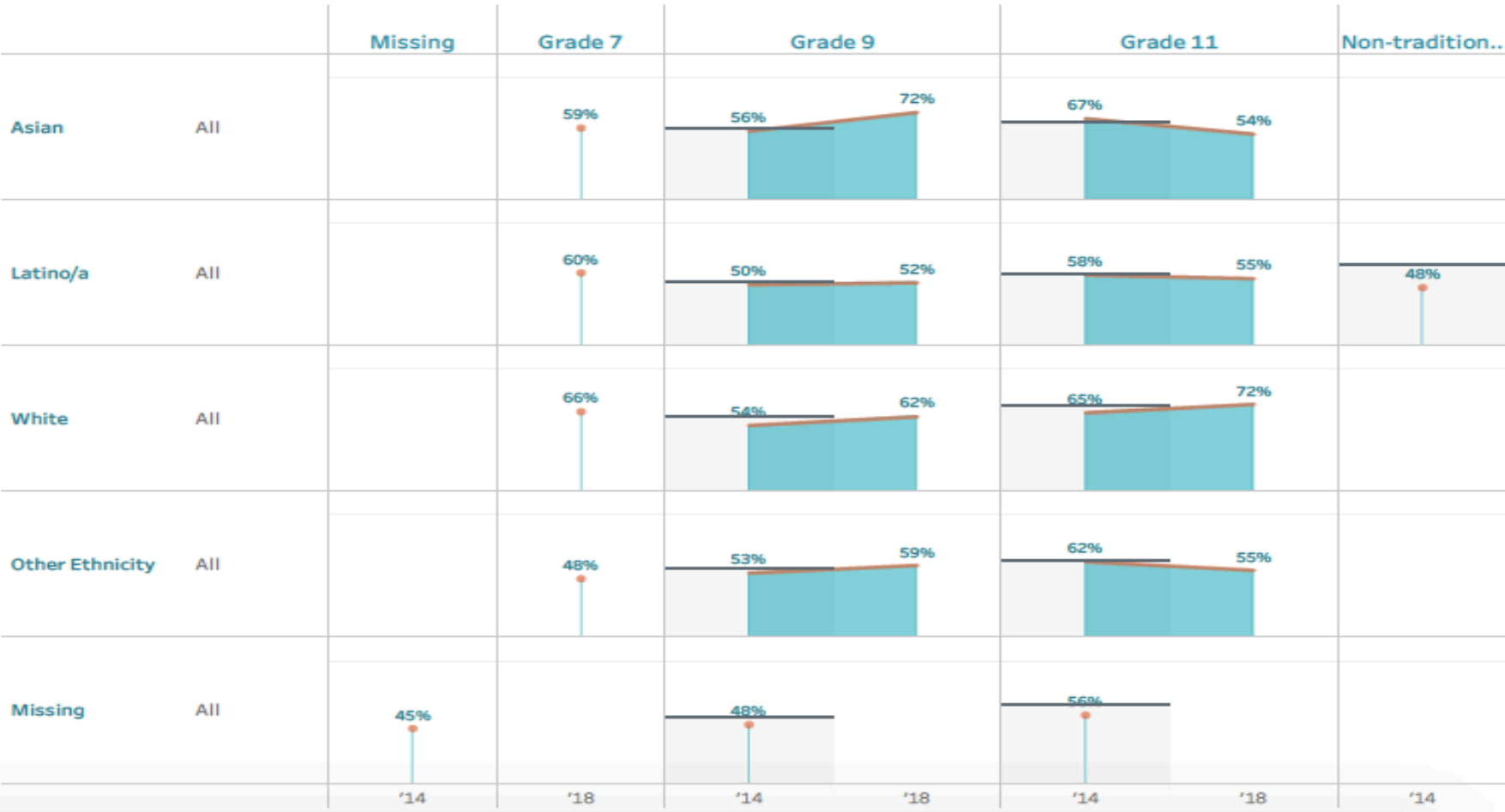
Measure
 Academic Motivation Scale
 Caring Adult Relationships Scale
 Facilities Upkeep
 High Expectations Scale
 Meaningful Participation Scale
 Parent Involvement Scale
 School Connectedness Scale
 Truancy

Demographic Group A Race/Ethnicity Demographic Group B All Students

Student Characteristic A Student Characteristic B
 African American
 Asian
 Latino/a
 White
 Other Ethnicity
 Missing
 All

Legend

District ██████████ Unified | School(s): All Caring Adult Relationships Scale



Select District, School(s), Grade(s), Measure, and Student Characteristics to be displayed on the chart. A blank chart means that there is no data available for the selected filters.

District

School

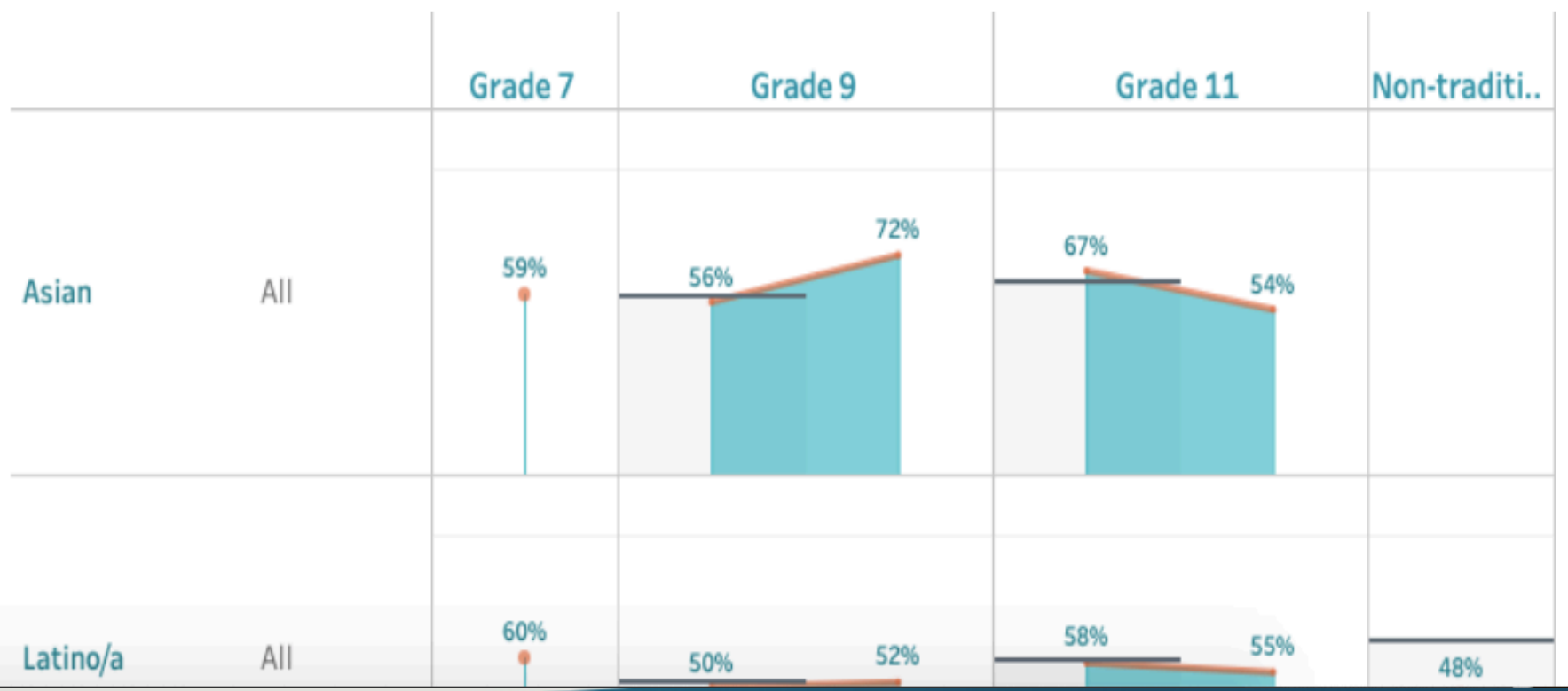
Grade

Show or Hide State Average
 Show State Average
 Hide State Average

Domain

Measure
 Academic Motivation Scale
 Caring Adult Relationships Scale
 Facilities Upkeep
 High Expectations Scale
 Meaningful Participation Scale
 Parent Involvement Scale

District: ██████████ Unified | **School(s):** All
Caring Adult Relationships Scale



School Comparisons

Select District, School(s), Grade(s), Measure, and Student Characteristics to be displayed on the chart. A blank chart means that there is no data available for the selected filters.

District

School

Grade

Show or Hide State Averages
 Show State Average
 Hide State Average

Domain

Measure
 Academic Motivation Scale
 Caring Adult Relationships Scale
 Facilities Upkeep
 High Expectations Scale
 Meaningful Participation Scale
 Parent Involvement Scale
 School Connectedness Scale
 Truancy

Demographic Group A

Demographic Group B

Student Characteristic A
 (All)

Student Characteristic B
 (All)

District: ██████████ 2017-18
 Caring Adult Relationships Scale

School Name	Student Characteristic A	Student Characteristic B	Grade 7	Grade 9	Grade 11
██████████ Middle	All	All	53%		
██████████ High	All	All		52%	54%
██████████ Magnet Academy	All	All		58%	52%
██████████ High	All	All		56%	60%
██████████ Middle	All	All	59%		
██████████ High	All	All		50%	57%
██████████ Education Center	All	All			67%
██████████ Middle	All	All	62%		
██████████ High	All	All		58%	

School Comparisons by Race/Ethnicity

Select District, School(s), Grade(s), Measure, and Student Characteristics to be displayed on the chart. A blank chart means that there is no data available for the selected filters.

District

School

Grade

Show or Hide State Averages
 Show State Average
 Hide State Average

Domain

Measure
 Academic Motivation Scale
 Caring Adult Relationships Scale
 Facilities Upkeep
 High Expectations Scale
 Meaningful Participation Scale
 Parent Involvement Scale
 School Connectedness Scale
 Truancy

Demographic Group A

Demographic Group B

Student Characteristic A
 (All)
 African American
 Asian
 Latino/a
 White
 Other Ethnicity
 Missing

Student Characteristic B
 (All)
 All

District: ██████████ | 2017-18
 Caring Adult Relationships Scale

School Name	Student Characteristic A	Student Characteristic B	Grade 7	Grade 9	Grade 11
██████████ Middle	Latino/a	All	53%		
	White	All	58%		
	Other Ethnicity	All	40%		
██████████ High	Latino/a	All		53%	53%
	White	All		55%	
	Other Ethnicity	All		36%	
██████████ Magnet Academy	Latino/a	All		52%	48%
	White	All		61%	58%
	Other Ethnicity	All		67%	38%
██████████ High	Latino/a	All		55%	58%
	White	All		60%	87%
	Other Ethnicity	All		67%	
██████████ Middle	Latino/a	All	61%		
	Other Ethnicity	All	51%		
██████████ High	Latino/a	All		45%	56%
	White	All		62%	71%
	Other Ethnicity	All		60%	50%
██████████ Education Center	Latino/a	All			71%



Questions?

Leslie Poynor

Email: lpoynor@wested.org