




Guide to the Password-Protected Data Dashboard



Districts may purchase a two-year subscription to a password-protected data dashboard that displays up to six years of CalSCHLS data at the district and school level at the subsidized rate of \$75 per eligible school. The information that follows will help you understand the unique features of the dashboard. This guide concludes with an FAQ section.

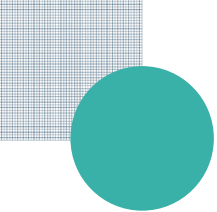
Additional Information on the Password-Protected Data Dashboard:

The dashboard provides designated staff with graphical data displays from:

- the district as a whole;
- all schools in the district on the same page to compare results across schools; or
- a single, individual school.

At both the district and school level, viewers can:

- compare their data with district and state averages;
- make comparisons across subgroups such as race/ethnicity, sexual orientation, gender identity, and afterschool participation;
- examine data trends over time overall and by subgroup;
- view item-level data with results from every question on the core surveys;
- view data on School Climate, Social Emotional Health, and/or Behavior Health modules if your district administers the module.



Viewers at both the district level and the school level have the option to download data displays as a PDF document which can be shared with interested parties. The system allows district coordinators to set up differential access for different staff. For example, access to data from a specific school can be provided solely to specific staff who are working at that school.

FAQs

How do I navigate the dashboard?

Please follow this [link](#) to a video for an overview.

Can I see my data in real-time?

The Item Level dashboards are updated in real-time. The Key Indicators dashboards are updated once district Main Reports are produced.

Why am I not seeing any data?

Item-level results are available only if there is data from at least 10 students per grade.

Key Indicator results are available only if there is data from at least 25 students per grade.

The data has been collected, but not yet processed.

The data are being updated and are temporarily unavailable.

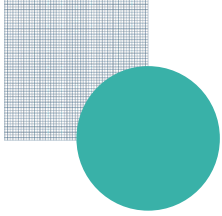
I don't have an account and would like access. Who do I contact?

Please contact your CalSCHLS survey District Coordinator.

How do I access the Password-Protected Data Dashboard for the first time?

There may be a delay before gaining initial access when new or revised dashboard users are added to the coordinator portal. Users are updated bi-weekly.

On the [login page](#), select “Forgot your password?” and enter your email address. Follow the instructions in the email you will then receive.



Once you reset your password, you will see the message “Your password has been changed.” At this point, do not select “Login.” Return to the [login page](#) and log in using the password you created.

I don’t have a password. Why am I using “Forgot your password?”

While other systems may ask you to enter an email address and to “create a password,” the dashboard system does not follow that protocol. Once your TA has added you as a dashboard user, the system assumes you have a password. The only way to “create” your unique password is to select “Forgot your password?” This process works for creating a new password, changing your password, and resetting a forgotten password.

How do I reset my password?

On the [login page](#), select “Forgot your password?” and enter your email address. Follow the instructions in the email you will then receive.

When I log in to the dashboard from the email confirming my changed password, the dashboard doesn’t look right. It looks different from the way the data are displayed in the video. Why is that?

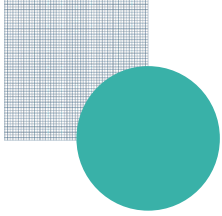
Once you create or reset your password, you will see the message “Your password has been changed.” If you select “Login” in that message, you will be taken to a generic Tableau website. It will still display your data, but not in the user-friendly visual way designed specifically for CalSCHLS. To view your data in the CalSCHLS format, you should go back to [login page](#) and log in using the password you created.

Can a district purchase a subscription for only a few school sites?

No, the Password-Protected Data Dashboard is offered to the district and includes all eligible school sites. The fee of \$75 per eligible school (those schools serving grades 5, 7, 9, 11 and NT) is the formula for the subsidized rate for districts. Whether you provide individual school access to one school, all schools, or no schools, the formula remains the same.

We give the survey every year, do we have to purchase a subscription every year?

No, it is a two-year subscription and data will be updated every year.



Do I have to administer the survey this year to purchase a subscription?

No, you can get access to results from past survey administrations immediately.

We have an external evaluator who needs access to the individual school-level data, will they be able to access the individual password-protected accounts for grant analysis purposes (e.g., TUPE)?

When you register and pay for the two-year subscription, you will provide official district email addresses for the designated viewers. If you provide your external evaluator with district-level access, they will be able to see district- and school-level data.

In the past, we have purchased school-level reports. Will that same format be readily available through the Password-Protected Data Dashboard so a site could simply print that format without having to reconstruct it?

No, if a school site wants a PDF of the school-level report in the same format as the PDF of the district-level report, that must be ordered and purchased separately for \$75 per school report. This is a cost per school that orders the report, not an assessed fee subsidized by the CDE. If you only order a PDF for one school, the cost will only be \$75. If you order reports for two schools it will be \$150, etc.

Can a school site with data dashboard access see the district-level data within their subscription?

Yes, all school-level data includes a district data comparison and (if available) a state data comparison.

I'm a county coordinator. Can I pay for access to all districts in my county so that I can see district-by-district comparisons on the same page?

No, the current dashboard does not allow for countywide subscriptions and district comparisons; however, if a district chooses to do so, they may include the county coordinator's email as part of the district's subscription to the password-protected dashboard.

If you have additional questions, please email calschls@wested.org with a clear subject line so we can route your question to the appropriate support personnel.